
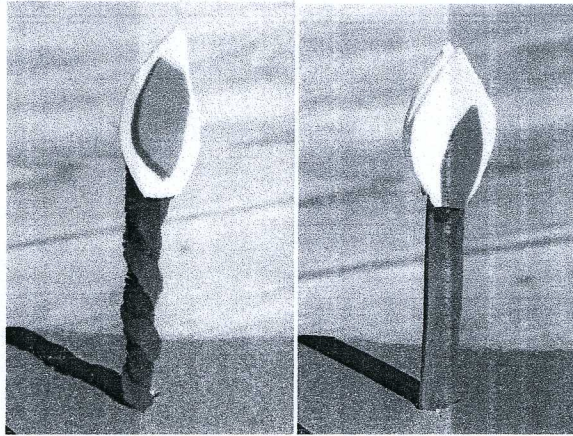



## Cardboard Cake



If you cut a little "X" in the top of each slice, candles can be inserted. The candles themselves are so much fun for the kids to put together. We did two types: twisted chenille stems (aka pipe cleaners) and a popsicle stick, with sticky craft foam for the flame. Other candle ideas: short pencil, straws, short dowels, old marker, uncooked spaghetti/fettucine, and even a candle cut out of cardboard.



The kids got to frost their cake pieces with markers and top them with foam sticky 'fondant' shapes. If I'd had the courage to let them loose with their glitter glue tubes, those would have been rather nice, too.



Now for the patterns. Here is a printable one-piece one for cardstock. For these, make 8 pieces to make up a whole cake. The cake slices we made today were extra-thick corrugated cardboard (we had that lying around), which was far too thick to fold, so I cut the sides as individual pieces and glued them together.

